





Grade 4 Strapped


1200mm x 1000mm

- Mixed or separated grades available
- Light construction with a 250-500kg Lift
- 4-way Entry pallet
- The economical choice for light goods.
- Ideal low cost one trip pallet.

Warehouse/distribution for light, bulky goods.



 8 Marsh Road, Aplerton Lane,
Wembley, Middlesex, HA0 1ES

 Witham Yard, Lynfield Corner
(Junction 21 A12), Hatfield Road,
Witham, Essex, CM8 1ED

 sales@robinsonspalletservices.com

 www.robinsonspalletservices.com

 020 8991 0992